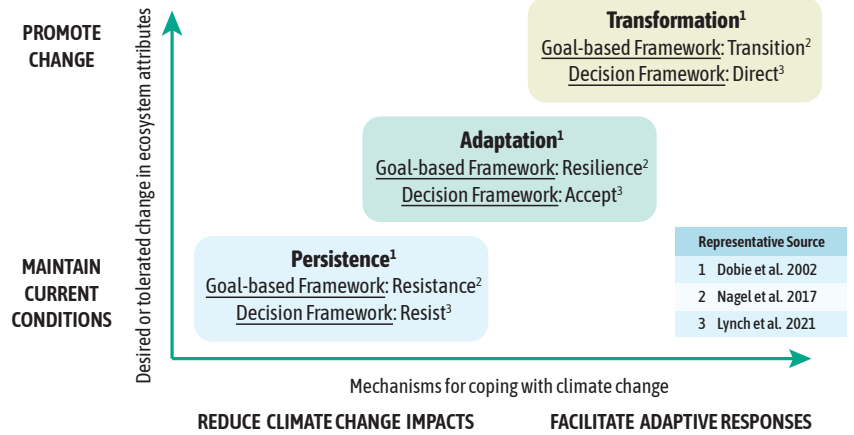


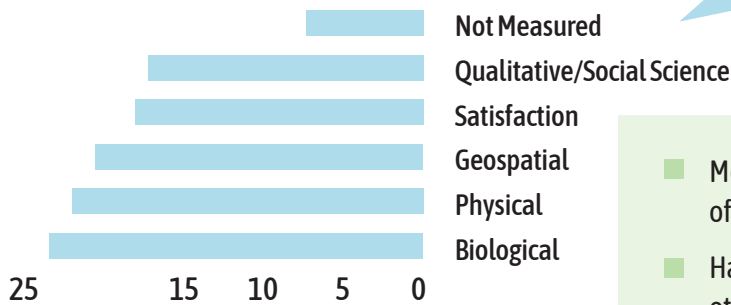
Which Resilience Pathway do you apply most often in your work?

Respondents reported applying **adaptation** approaches most often, followed by **persistence** and **transformation**. They also produced similar rankings when asked which was most important.

Figure adapted from Nagel et al. 2017



How do you currently measure success with respect to resilience?

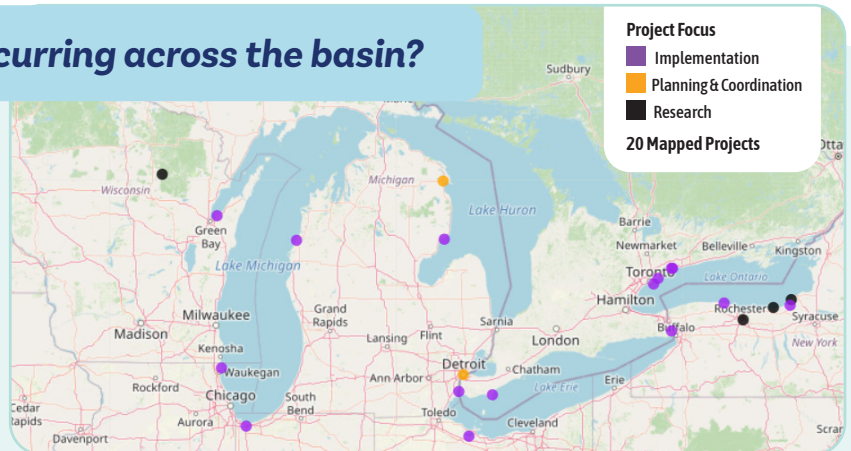


- Most respondents are measuring success and measuring with multiple metrics
- Most respondents measure success with a combination of quantitative and qualitative/satisfaction metrics
- Half of the respondents selecting “Not Measured” also selected other metrics, indicating potential ambiguity or emerging practices

Where are resilience projects occurring across the basin?

Many of the projects identified by respondents focused on **implementing** resilience strategies, but also included aspects of **research** and **planning/coordination**.

If you would like to contribute to this project database, contact us!



Based off survey results, here are some suggestions for “what’s next” ...

- Develop and adopt common resilience metrics to guide management and track progress
- Foster increased collaboration to facilitate practitioner communication, avoid duplication of efforts, ensure technical knowledge transfer, and promote equitable access to funding
- Continue to develop and implement adaptive, science-backed, holistic framework(s) for conserving / protecting / restoring coastal ecosystems and communities

Questions?

Want to get involved in next steps?

Samantha Miller smiller@glc.org

Nathan Kroeze nkroeze@glc.org